


J A G U A R

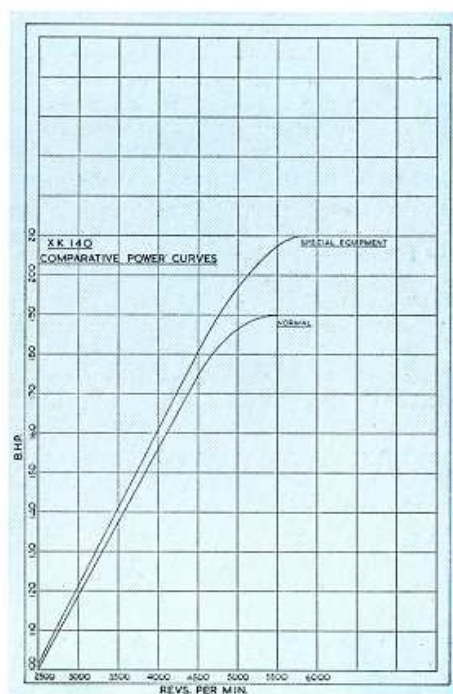


X K 1 4 0 M O D E L S

## THE MOST EFFICIENT PRODUCTION ENGINE IN THE WORLD




This is the XK engine which has earned a world wide reputation not only as the engine used in the Jaguar competition models, but as the basic power unit for the entire Jaguar range of cars. Its high power output and low fuel consumption coupled with an unparalleled degree of silence and flexibility has resulted in an engine which has been truly described as "one of the engineering masterpieces of the century".



### COMPARATIVE POWER CURVES

This graph shows the power curves of the standard and special equipment engines. It will be seen that the standard engine develops 190 b.h.p. at 5,500 r.p.m., whereas the special equipment engine produces a higher output of 210 b.h.p. at 5,750 r.p.m. This has been achieved by the use of the "C" type cylinder head which, combined with a revised ignition curve and dual exhaust system, results in an extremely high output without loss of silence or flexibility.





THE above illustration shows the rear seating arrangement whereby two children or one adult can be accommodated behind the front seats. When the rear seats are not in use the front panel of the luggage locker (seen above the seat backrests) drops forward to form a platform, thus greatly increasing the carrying capacity of the locker. The illustration at right shows the volume available for luggage when the front panel is in the horizontal position. Such large bulky articles as golf clubs can be carried with ease.

### *The Fixed Head Coupe*





## *The Drophead Coupé*



THE illustration above shows the rear seating arrangement in the Drophead Coupé whereby two children can be accommodated behind the front seats. When the rear seats are not in use, the front panel of the luggage locker drops forward thus forming an extension platform enabling golf clubs and other bulky articles to be carried in the locker. The illustration at left shows the coupé in open form with the top neatly concealed beneath a quickly removable tonneau cover. If desired the windows can be wound down to disappear completely within the doors.

## COLOUR SCHEMES

The colour schemes listed below are standard, and any deviation involving special treatment of coachwork and/or upholstery will entail extra charges for which a quotation will be given at the time of ordering.

COACHWORK	INTERIOR			TOP	
	OPEN TWO-SEATER	FIXED HEAD COUPE	DROPHEAD COUPE	OPEN TWO-SEATER	DROPHEAD COUPE
Black	Red, Biscuit and Red two-tone	Red, Tan, Grey Biscuit	Red, Tan, Grey, Biscuit	Black	Black, Sand
Birch Grey	Red, Biscuit and Red two-tone	Red, Blue, Grey	Red, Grey, Pale Blue	French Grey, Black	French Grey, Black
Pastel Green	Suede Green	Suede Green	Suede Green, Grey	Fawn, Black	Fawn, Black
Pearl Grey	Red, Blue, Grey	Red, Blue, Grey	Red, Blue, Grey	Blue, Black, French Grey	Blue, Black, French Grey
Pacific Blue	Blue, Grey	Blue, Grey	Blue, Grey	Blue, Black	Blue, Black
British Racing Green	Tan, Suede Green	Tan, Suede Green	Tan, Suede Green	Gunmetal, Black	Gunmetal, Black
Dove Grey	Tan, Biscuit	Tan, Biscuit	Tan, Biscuit	Fawn, Sand, Black	Fawn, Sand, Black
Suede Green	Suede Green	Suede Green	Suede Green	French Grey, Black	French Grey, Black
Red	Red, Biscuit and Red two-tone	Red	Red	Fawn, Black	Fawn, Black
Lavender Grey	Red, Suede Green, Pale Blue	Red, Suede Green	Red, Suede Green, Pale Blue	Fawn, Black	Fawn, Black
Battleship Grey	Red, Biscuit and Red two-tone	Red, Grey	Red, Grey, Biscuit	Gunmetal, Black	Gunmetal, Black
Cream	Red, Biscuit and Red two-tone	Red	Red, Pale Blue	Fawn, Black, Blue	Fawn, Black, Blue
Pastel Blue	Light and Dark Blue two-tone, Blue	Light Blue	Light Blue	French Grey, Black, Blue	French Grey, Black, Blue
Maroon	Red, Biscuit	Red, Biscuit	Red, Biscuit	Black, Sand	Black, Sand

We reserve the right to amend any of the specifications contained in this catalogue from time to time as may be considered necessary for the purpose of improvement or by reason of circumstances beyond our control.



## I N T R O D U C T I O N

**B**Y victory after victory on the racetracks of the world, Jaguar has gained for itself a position in the very forefront of modern sports cars. Twice winners at Le Mans, three times victors at Rheims, twice winners of the R.A.C. Tourist Trophy and victorious in innumerable other International and National events, the racetrack breeding of Jaguar is evident from the moment the wheel is handled. All the accumulated wealth of knowledge and experience gained in the hard school of racing have been built into new Jaguar XK 140 models which are powered by the famous  $3\frac{1}{2}$  litre twin overhead camshaft XK engine, now with high lift cams and its power output raised to 190 b.h.p. The increase in power of these engines coupled with the introduction of rack and pinion steering provides a new high level of road performance, yet, notwithstanding the high speed potential of the XK 140, the Jaguar characteristics of smoothness, silence, tractability and road adhesion are such that complete and effortless mastery is in the hands of the driver at all times and at all speeds. On all XK models, seating accommodation has been increased and extra accommodation for children is now available in both the Drophead and Fixed Head Coupe—the latter also affording accommodation for a third adult.

J A G U A R   C A R S   L T D   ·   C O V E N T R Y   ·   E N G L A N D



THE 3½ LITRE JAGUAR XK140 OPEN 2-SEATER

## JAGUAR XK 140

*Specification*

## OPEN 2-SEATER

**ENGINE.** Six-cylinder  $3\frac{1}{2}$  litre Jaguar engine. 83 mm. bore  $\times$  106 mm. stroke. 3442 c.c. developing 190 b.h.p. Compression ratio 8:1. 70° twin overhead high lift camshafts driven by a two-stage duplex roller chain. High grade chrome-iron cylinder block. Cooling by pump and 16 in. fan with by-pass thermostat control. Cylinder head of high tensile aluminium alloy with hemi-spherical combustion chambers. Aluminium alloy pistons, steel connecting rods. Forced lubrication throughout by submerged pump with full flow filter. Twin S.U. horizontal carburettors with electrically controlled automatic choke. 2 $\frac{1}{4}$  in. diameter counterweighted crankshaft carried in seven large steel-backed precision bearings.

**FRAME.** Straight plane steel box section frame of immense strength, torsional rigidity ensured by large box section cross members.

**TRANSMISSION.** Four-speed single helical synchromesh gearbox. Ground teeth gears running on needle bearings. Synchromesh on 2nd, 3rd and top. Hydraulically controlled overdrive unit with manual control switch mounted on the fascia panel (Overdrive models only).

Gear ratios: Top 3.54; 3rd 4.28; 2nd 6.2; 1st and reverse 10.55.

Overdrive 3.19; Top 4.09; 3rd 4.95; 2nd 7.16; 1st and reverse 12.4.

**SUSPENSION.** Independent front suspension incorporating transverse wishbones and long torsion bars with telescopic shock absorbers. Rear suspension by large silico-manganese steel half elliptic springs controlled by telescopic shock absorbers.

**BRAKES.** Lockheed hydraulic with two leading shoe front brakes and 12 in. diameter drums. Friction lining area 189 sq. ins. Central handbrake operating on rear wheels only.

**STEERING.** Rack and pinion steering, rubber mounted to the chassis. 17 in. diameter steering wheel adjustable for reach. Left- or right-hand steering optional.

**WHEELS AND TYRES.** Pressed steel bolt-on disc wheels with Dunlop 600  $\times$  16 in. Road Speed tyres.

**FUEL SUPPLY.** By large capacity S.U. electric pump from a 14 gallon tank. Petrol level warning light.

**ELECTRICAL EQUIPMENT.** Lucas 12 volt 64 amp./hour capacity battery. Constant voltage controlled ventilated dynamo. 10-hour discharge. Flush fitting head lamps and wing lamps, integral stop/tail lamps with built-in reflectors. Reverse light. Flashing direction indicators with warning light operated by time switch on instrument panel. Panel lights. Twin blended note horns. Twin blade two-speed screen wipers. Cigar lighter. Starter motor. Vacuum and centrifugal automatic ignition advance. Oil coil ignition.

**INSTRUMENTS.** 5 in. diameter 140 m.p.h. speedometer, 5 in. diameter revolution counter, ammeter, oil pressure gauge, water thermometer gauge, petrol gauge with warning light. Electric clock.

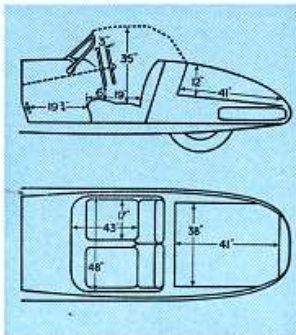
**BODY.** Aerodynamic two-seater body. Divided seats and squab upholstered in finest quality leather. Seats, adjustable for reach, fold forward for access to hood. Hood made of finest quality mohair material, concealed behind seats when folded and fitted with unbreakable rear light. Detachable side screens stored in a tray in the hood compartment. A tonneau cover is provided. Instrument panel and cockpit surround finished in first quality leather. Interior heater incorporating windscreen demisters.

**SPARE WHEEL AND TOOLS.** The spare wheel is carried beneath the boot floor in a separate compartment and is readily accessible. The tools, jack and wheel brace are housed in the spare wheel compartment.

**LUGGAGE ACCOMMODATION.** Ample luggage accommodation is provided in a capacious rear locker, provided with an automatic light. Front end of boot hinges down to increase storage space for golf clubs, etc. Capacious pockets are provided in the doors.

**JACKING.** Centrally located jacking sockets on each side of the car enable the front and rear wheels on either side to be raised simultaneously by means of a special easy lift jack.

**PRINCIPAL DIMENSIONS.** Wheelbase, 8 ft. 6 ins.; track front, 4 ft. 3 $\frac{1}{2}$  ins.; track rear, 4 ft. 2 $\frac{1}{2}$  ins. Overall length (over bumpers), 14 ft. 8 ins. Overall width, 5 ft. 4 $\frac{1}{2}$  ins. Overall height, 4 ft. 5 $\frac{1}{2}$  ins. Ground clearance, 7 $\frac{1}{2}$  ins. Turning circle, 33 ft. Dry weight, 24 $\frac{1}{2}$  cwt.

**SPECIAL EQUIPMENT MODEL**

Special equipment models affording an even higher degree of performance than the standard range are available and carry the following equipment. Special "C" type cylinder head with modified porting which, in conjunction with revised ignition curve and dual exhaust system combine to produce the extremely high power output of 210 b.h.p. at 5,750 r.p.m. Special equipment engines are also fitted with special high-speed crankshaft damper. Knock-on wire wheels, twin adjustable fog lamps and windscreen washers complete the items of special equipment.



THE 3½ LITRE JAGUAR XK140 2-3 SEATER COUPE

## JAGUAR XK140

*Specification*

## FIXED HEAD COUPE

**ENGINE.** Six-cylinder  $3\frac{1}{2}$  litre Jaguar engine. 83 mm. bore  $\times$  106 mm. stroke. 3442 c.c. developing 190 b.h.p. Compression ratio 8:1. 70° twin overhead high lift camshafts driven by a two-stage duplex roller chain. High grade chrome-iron cylinder block. Cooling by pump and 16 in. fan with by-pass thermostat control. Cylinder head of high tensile aluminium alloy with hemi-spherical combustion chambers. Aluminium alloy pistons, steel connecting rods. Forced lubrication throughout by submerged pump with full flow filter. Twin S.U. horizontal carburettors with electrically controlled automatic choke. 2 $\frac{1}{4}$  in. diameter counterweighted crankshaft carried in seven large steel-backed precision bearings.

**FRAME.** Straight plane steel box section frame of immense strength, torsional rigidity ensured by large box section cross members.

**TRANSMISSION.** Four-speed single helical synchromesh gearbox. Ground teeth gears running on needle bearings. Synchromesh on 2nd, 3rd and top. Hydraulically controlled overdrive unit with manual control switch mounted on the fascia panel (Overdrive models only).

Gear ratios: Top 3-54; 3rd 4-28; 2nd 6-2; 1st and reverse 10-55.

Overdrive 3-19; Top 4-09; 3rd 4-95; 2nd 7-16; 1st and reverse 12-4.

**SUSPENSION.** Independent front suspension incorporating transverse wishbones and long torsion bars with telescopic shock absorbers. Rear suspension by large silico-manganese steel half elliptic springs controlled by telescopic shock absorbers.

**BRAKES.** Lockheed hydraulic with two leading shoe front brakes and 12 in. diameter drums. Friction lining area 189 sq. ins. Central handbrake operating on rear wheels only.

**STEERING.** Rack and pinion steering, rubber mounted to the chassis. 17 in. diameter steering wheel adjustable for reach. Left- or right-hand steering optional.

**WHEELS AND TYRES.** Pressed steel bolt-on disc wheels with Dunlop 600  $\times$  16 in. Road Speed tyres.

**FUEL SUPPLY.** By large capacity S.U. electric pump from a 14 gallon tank. Petrol level warning light.

**ELECTRICAL EQUIPMENT.** Twin 6 volt batteries giving 12 volt 64 amp./hour capacity. Constant voltage controlled ventilated dynamo. 10 hour discharge. Flush fitting head lamps and wing lamps, integral stop/tail lamps with built-in reflectors. Reverse light. Flashing direction indicators with warning light operated by time switch on instrument panel. Panel lights. Interior lights. Twin blended note horns. Twin blade two-speed screen wipers. Cigar lighter. Starter motor. Vacuum and centrifugal automatic ignition advance. Oil coil ignition.

**INSTRUMENTS.** 5 in. diameter 140 m.p.h. speedometer, 5 in. diameter revolution counter, ammeter, oil pressure gauge, water thermometer gauge, petrol gauge with warning light. Electric clock.

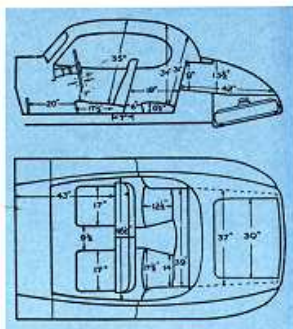
**BODY.** Aerodynamic two-door two/three seater fixed head coupé. Two individually adjustable seats with seating accommodation in rear for one adult or two children. Seating upholstered in finest quality leather. Instrument panel and garnish rails finished in finest quality figured walnut. Glove compartment on passenger's side, central drawer and ashtray. Winding windows disappear completely when fully lowered. Doors and quarter lights fitted with non-draught ventilator windows. Interior heater incorporating windscreen demister. Sun visors for both driver and passenger.

**SPARE WHEEL AND TOOLS.** The spare wheel and tools are carried in a separate waterproof and dustproof compartment beneath the boot floor.


**LUGGAGE ACCOMMODATION.** Ample luggage accommodation is provided in a capacious rear locker provided with an automatic light. Front end of boot hinges down to increase storage space for golf clubs, etc.

**JACKING.** Centrally located jacking sockets on each side of the car enable the front and rear wheels on either side to be raised simultaneously by means of a special easy lift jack.


**PRINCIPAL DIMENSIONS.** Wheelbase, 8 ft. 6 ins.; track front, 4 ft. 3 $\frac{1}{2}$  ins.; track rear, 4 ft. 2 $\frac{1}{2}$  ins. Overall length, 14 ft. 8 in. Overall width, 5 ft. 4 $\frac{1}{2}$  ins. Overall height, 4 ft. 7 ins. Ground clearance, 7 $\frac{1}{2}$  ins. Turning circle, 33 ft. Dry weight, 25 $\frac{1}{2}$  cwt.

**SPECIAL EQUIPMENT MODELS**

Special equipment models affording an even higher degree of performance than the standard range are available and carry the following equipment. Special "C" type cylinder head with modified porting which, in conjunction with revised ignition curve and dual exhaust system combine to produce the extremely high power output of 210 b.h.p. at 5,750 r.p.m. Special equipment engines are also fitted with special high-speed crankshaft damper. Knock-on wire wheels and twin adjustable fog lamps and windscreen washers complete the items of special equipment.



THE 3½ LITRE JAGUAR XK140 DROPHEAD COUPE



THE 3½ LITRE JAGUAR XK140 DROPHEAD COUPE

## JAGUAR XK140

*Specification*

## DROPHEAD COUPE

**ENGINE.** Six-cylinder  $3\frac{1}{2}$  litre Jaguar engine. 83 mm. bore  $\times$  106 mm. stroke. 3442 c.c. developing 190 b.h.p. Compression ratio 8:1. 70° twin overhead high lift camshafts driven by a two-stage duplex roller chain. High grade chrome-iron cylinder block. Cooling by pump and 16 in. fan with by-pass thermostat control. Cylinder head of high tensile aluminium alloy with hemi-spherical combustion chambers. Aluminium alloy pistons, steel connecting rods. Forced lubrication throughout by submerged pump with full flow filter. Twin S.U. horizontal carburettors with electrically controlled automatic choke.  $2\frac{1}{2}$  in. diameter counterweighted crankshaft carried in seven large steel-backed precision bearings.

**FRAME.** Straight plane steel box section frame of immense strength, torsional rigidity ensured by large box section cross members.

**TRANSMISSION.** Four-speed single helical synchromesh gearbox. Ground teeth gears running on needle bearings. Synchromesh on 2nd, 3rd and top. Hydraulically controlled overdrive unit with manual control switch mounted on the fascia panel (Overdrive models only).

Gear ratios: Top 3-54; 3rd 4-28; 2nd 6-2; 1st and reverse 10-55.

Overdrive 3-19; Top 4-09; 3rd 4-95; 2nd 7-16; 1st and reverse 12-4.

**SUSPENSION.** Independent front suspension incorporating transverse wishbones and long torsion bars with telescopic shock absorbers. Rear suspension by large silico-manganese steel half elliptic springs controlled by telescopic shock absorbers.

**BRAKES.** Lockheed hydraulic with two leading shoe front brakes and 12 in. diameter drums. Friction lining area 189 sq. ins. Central handbrake operating on rear wheels only.

**STEERING.** Rack and pinion steering, rubber mounted to the chassis. 17 in. diameter steering wheel adjustable for each. Left- or right-hand steering optional.

**WHEELS AND TYRES.** Pressed steel bolt-on disc wheels with Dunlop 600  $\times$  16 in. Road Speed tyres.

**FUEL SUPPLY.** By large capacity S.U. electric pump from a 14 gallon tank. Petrol level warning light.

**ELECTRICAL EQUIPMENT.** Lucas 12 volt 64 amp./hour capacity battery. Constant voltage controlled ventilated dynamo. 10 hour discharge. Flush fitting head and wing lamps, integral stop/tail lamps with built-in reflectors. Reverse light. Flashing direction indicators with warning light operated by time switch on instrument panel. Panel lights. Interior lights. Twin blended note horns. Twin blade two-speed screen wipers. Cigar lighter. Starter motor. Vacuum and centrifugal automatic ignition advance. Oil coil ignition.

**INSTRUMENTS.** 5 in. diameter 140 m.p.h. speedometer, 5 in. diameter revolution counter, ammeter, oil pressure gauge, water thermometer gauge, petrol gauge with warning light. Electric clock.

**BODY.** Aerodynamic two-door drop head coupé. Two individually adjustable seats with two seats behind suitable for small children. Seating upholstered in finest quality leather. Instrument panel and garnish rails finished in finest quality figured walnut. Glove compartment on passenger's side, central drawer and ashtray. Winding windows disappear completely when fully lowered. Doors fitted with non-draught ventilator windows. Coupé top covered in mohair with fully lined interior. Head can be raised and lowered from inside the car.

**SPARE WHEEL AND TOOLS.** The spare wheel and tools are carried in a separate waterproof and dustproof compartment beneath the boot floor.

**LUGGAGE ACCOMMODATION.** Ample luggage accommodation is provided in a capacious rear locker provided with an automatic light. Front end of boot hinges down to increase storage space for golf clubs, etc.

**JACKING.** Centrally located jacking sockets on each side of the car enable the front and rear wheels on either side to be raised simultaneously by means of a special easy lift jack.

**PRINCIPAL DIMENSIONS.** Wheelbase, 8 ft. 6 ins.; track front, 4 ft. 3½ ins.; track rear, 4 ft. 2½ ins. Overall length, 14 ft. 8 ins. Overall width, 5 ft. 4½ ins. Overall height, 4 ft. 7 ins. Ground clearance, 7½ ins. Turning circle, 33 ft. Dry weight, 26½ cwt.

