





Uncompromising attention to detail is an essential Jaguar characteristic. This is self-evident in the finish of every Jaguar. But nowhere is it more evident than in the Classic range's interiors - where the beauty and quality of traditional materials is enhanced to the full by traditional skills.

Many believe that the Jaguar interior is the finest on the road. Richly grained walnut from carefully managed plantations complements the subtly varying texture of cloths and fine leathers to create a classic interior of elegance, maturity and permanence. The result is a driving environment which creates a rare degree of empathy between man and machine. Its ambience is unmistakable. No other luxury saloon looks, feels and smells like a Jaguar.





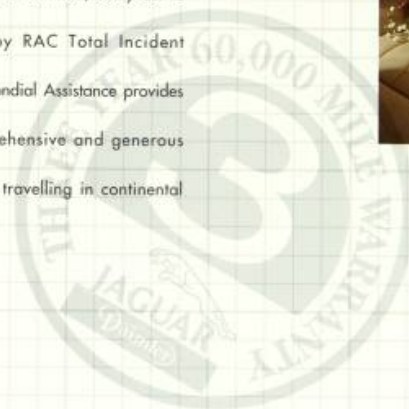
Jaguar Total Care is dedicated to providing Jaguar owners with the world's best after-sales service from a wide network of fully-equipped dealer service centres. Precise performance analysis, using diagnostic readouts generated by the on-board



electronic control and monitoring units, makes possible an unprecedented quality of service. The service a Jaguar receives at only 10,000 mile intervals, is one that exactly meets its every need.

Jaguar's 3 Year/60,000 Mile Warranty is supported by the 6 Year Anti-Corrosion Warranty. Few other luxury car manufacturers have the confidence to offer such a comprehensive warranty package.

For complete peace of mind, every car is also covered by RAC Total Incident Management. Mondial Assistance provides similarly comprehensive and generous protection when travelling in continental Europe.



The XJ6, Sovereign and XJ12 - kept at the peak of their powers.





The XJ Series. Undeniably different. Unmistakably Jaguar.

close look provides the ultimate test.

A hint of sculptured steel ... flowing lines thrusting back from purposeful lamps and grille. It is contemporary, yet timeless. But one glance confirms ... it can only be a Jaguar.

The XJ Series saloon has a unique presence. The car already looks a modern classic. Its synergy with the road is profound. It seems to sit particularly low. Wheels and tyres are wide and aggressive. One piece, colour-keyed bumpers give a harmonious, integrated look.


At this juncture, it should be stressed that the Classic models featured here – the 3.2 and 4.0 litre XJ6, the 3.2 and 4.0 litre Sovereign, the XJ12 and the Long Wheelbase models are all distinctly different.

But all share one particular tenet – Jaguar stylists have ensured that beauty is in the eye of all who behold the XJ Series.





The Jaguar XJ6.





The Jaguar Sovereign.

From an engineering standpoint, the driving dynamics of the Classic range are expressed not by the svelte exterior, but by the charts, graphs and performance curves which prove what only experience behind the wheel will demonstrate.

That in all guises – XJ6, Sovereign and XJ12 – the Jaguar saloons have exceptional performance, flexibility and joie de vivre.

The XJ6 and Sovereign offer a choice of the 3.2 or 4.0 litre, AJ16 engines. All alloy, 24 valve and electronically managed,





both engines have revisions to the cylinder head, cylinder block, camshaft, pistons, throttle system, manifolds and valve gear.

The result – greater efficiency, improved economy, inspired acceleration and an even greater maximum speed where conditions and legislation allow. Meanwhile, the 6.0 litre V12 is one of the most authoritative power units ever installed in a motor car.

As mentioned earlier the engine management system matches the legislation which Jaguar – as a truly international car – must meet in its most demanding markets. Furthermore every function is computer monitored and the inherent technology means your Jaguar dealer can generate a computer print-out for fast and efficient diagnosis.

The Jaguar XJ12.



If the overall impression of the Classic range is one of presence and purpose, then a closer look reveals details which reinforce the credibility of the cars' design.

The deep, thickly carpeted boot has ample capacity to carry two sets of golf clubs or the Jaguar Collection Luggage, as well as the optional CD auto changer and premium sound amplifier.

Even the boot lid has a plethora of features – it can be opened electronically from both inside the car by a switch and outside, using a push button. There are two lamps and a warning triangle is standard on Sovereign and XJ12.

Regardless of the load you choose to carry or tow, the optional ride-levelling suspension system will maintain the car's even disposition at all times. In any event, there is a four position headlamp leveller controlled from the dashboard. Four intensely powerful halogen headlamps are supported by faired-in twin fog lamps and optional power wash.



The sun roof has a tilt feature, a deflector to minimise noise and has been designed to minimise intrusion into headroom.

The wheels add distinction to each model in the Classic range. The XJ6 and Sovereign feature 7" x 16" rims, while the sporting suspension of the XJ12 is best suited by larger 8" x 16" wheels. Alloy versions are now "diamond turned", for a gleaming, highly polished effect.


All around exterior detailing such as colour keyed side body moldings, door mirrors and handles and subtle yet distinctive badging all emphasise the care with which the Classic range has been designed and built.

The XJ6, Sovereign and XJ12 – in every sense, a transport of delight.



Delight in the detail.





Only from the inside can you appreciate the bravura that the Classic range promises from the outside.

Translating the breathtaking potential of the engine options into manageable, believable reality on the road is the result of an unprecedented research programme.

All models feature speed related power steering – effortless at parking and lower speeds, more responsive and definite as speed increases. In 'touring' and 'sports' versions, the suspension has been subtly tuned to obtain optimum performance from the large, wide wheels and low profile tyres. Unique tyre specifications to complement each suspension variant are the product of intensive development with a leading tyre manufacturer.

The braking system has been enhanced. Rear discs are ventilated with large calipers for optimum efficiency and the anti-lock braking system – which naturally is fitted as standard – can now be augmented by traction control which gives complete authority on awkward surfaces. This is standard on the 6.0 litre XJ12 and is an option for the XJ6 and Sovereign 4.0 litre derivatives. Equally significant is the 'feel' provided by the brake pedal itself – accurate, sensitive and eminently controllable.

Now, are you sitting comfortably?






Board room? Drawing room? Control room? Inside the XJ12, occupants can continue the debate at up to 155 mph (250 kph) where conditions and legislation allow.

In any other car, a conflict. In the Classic range – perfect harmony. Hand and eye are the tools used to select the rich, supple hides and gleaming walnut veneers which adorn the car's interior.

State of the art technology distinguish the instruments and control systems which are placed in this luxurious environment. The fascia switch pack has improved ergonomics, the instrument panel has a full range of instrument warning lamps – including those for airbags and traction control. The LCD display is completely comprehensive.

What is more, Sovereign and XJ12 models have highly sophisticated driver controls for exterior mirrors, steering wheel and the seat position – the latter switches are discreetly designed into the seat squab itself. The electronic memory logs your ideal position for seat height, tilt, rake and headrest, for steering column position, for exterior mirror angles – and not just for you but for two other settings. Your personal key transmitter tells the car who is about to drive it. Appropriate adjustments are automatically effected, as you stroll to the car.

A warm welcome from the Classic range. And now both front and rear seats can be heated too.





Traditional craftsmanship meets the microchip.

The Classic range has a choice of transmission – in every case crisp, fluent and seamless. Standard in the XJ6 is a 5-speed manual gearbox, with a 4-speed automatic as an option which is standard on Sovereign models. With 4.0 litre engines the 4-speed automatic also features electronic control, so that you can opt for 'sport' or 'normal' mode at the touch of a button. This specification also serves the mighty power of the 6.0 litre XJ12.

The console also contains the in-car entertainment system – one of the most advanced of its kind. The radio has sophisticated RDS, which tracks local radio stations for relevant traffic news while you are listening to other stations, or to the cassette or CD. As your speed increases, the volume does too, automatically. Eight speakers are built in to doors, front pillars and rear shelf. As an option for dedicated music buffs, we have designed a premium system with international audio specialists Harman Kardon, which includes nine speakers and a 240 watt eight channel amplifier.







When matched to the optional 6 disc CD autochanger, the premium system provides a powerful audio experience.

The atmosphere of quiet authority extends, naturally, to the atmosphere within the car itself. One of the most advanced climate control systems yet devised is fitted to Sovereign and XJ12. Silent, efficient, ducted to give optimum comfort at foot, face – indeed, every level in any climate. The controls, however, are refreshingly uncomplicated. Furthermore, there's a solar sensor – which automatically compensates for the effects of direct sunlight.

Perfect living conditions are ideal driving conditions too.

Outstanding performance in a traditional setting.



Since 1935 each generation of the Jaguar has been bred from an unbroken tradition which matches beauty with performance as no other saloon car. But even from the most outstanding species there emerges that special generation. Jaguar's latest XJ Series retains all its traditional virtues but is a widely-acclaimed advance in technology and performance. Its quality is uncompromising. Its distinction is unrivalled. Its value for money is rarely approached.

At the heart of the XJ Series is the Classic range: XJ6, Sovereign and XJ12. With the added availability of the Jaguar Long Wheelbase in all three models, the Classic range is the most richly varied choice of saloons Jaguar has ever produced. One of its many combinations of power, performance, handling and luxury will exactly match the most discriminating requirements.

Performance with safety . . . power with economy . . . flair with strength . . . agility with composure . . . passion with restraint . . . The Classic range is uniquely Jaguar.



Jaguar - the art of engineering.



With cars as progressive and well rounded – in the fullest sense – as the Classic range, it is quite impossible to highlight all aspects of the models' individual characteristics.

Suffice it to say that nothing has been left to chance.

Our customer research programme has identified a number of specific features which the new car includes ... the outside temperature is displayed ... there's a sunglasses holder in the roof console ... a grab handle for the front passenger ... a coin holder in the driver's door pocket.

Seats have been redesigned to give improved support and the leather itself is softer, more tactile with a smaller grain pattern. Interior colour co-ordination extends to the fascia, the door trim, the pillars – even the seat belts.





The Jaguar Long Wheelbase range is designed for the owner who wishes to provide rear passengers with an abundance of space.

Though five inches longer than standard Classic range models, a Jaguar Long Wheelbase is not merely a modification in the manner of a 'stretched' limousine. It is part of a distinct range of full production models whose remarkable design achieves a significant increase in cabin space without compromise to poise, proportion or performance.



The Jaguar ride and handling quality is totally unimpaired. The fuel efficiency remains the same and the valuable extra space adds remarkably little to the cost of the vehicle.

Externally, the effect of the longer wheelbase is a restrained increase in overall presence. The additional length is subtly absorbed into the rear door section, creating greater ease of access. Internally, all the additional space is between the front and rear seats, providing significantly greater legroom and working space. For Long Wheelbase rear passengers, the Jaguar luxury cabin becomes a stateroom.



XJ6



SOVEREIGN



XJ12

Pure Jaguar... only more so.



The Long Wheelbase range encompasses every Classic saloon. Whichever model - XJ6, Sovereign or XJ12 - the car retains all the features which distinguish the original.

As well as the space for executive travel, the Long Wheelbase also offers a number of luxury features to match its more expansive lifestyle. Optional twin electric rear seats provide

passengers with a level of tailored comfort that is truly exceptional - even amongst the world's most opulent saloon cars. The electric controls give a generous range of adjustment over rake and tilt, making the rear passengers' seating reminiscent of first-class air travel - but with the unusual luxury of leather and walnut surroundings.



The Jaguar Sovereign Long Wheelbase.

here is more to life in the Jaguar Long Wheelbase range than additional space. Comfort and convenience are also enhanced.

The electric rear seats are complemented by heating and adjustable lumbar support to give even the most travel-weary a new and profound pleasure. Fully adjustable, comfort sculpted head-rests complete an experience of total ease for body and mind.

A central console between the rear seats provides cup-holders and additional stowage. It also houses





controls for all electric rear seat adjustments and heating.

On all Long Wheelbase Jaguars with electric front seats further convenience is created by an additional electric front passenger seat control. Positioned on the side of the front passenger seat within easy reach of the rear, this enables the chauffeur or the passenger behind an empty



front passenger seat to easily acquire even greater rear leg-room and working space. Rear lighting is generous and flexible, with audio quality suitably enhanced.

For work or leisure the Classic range of Long Wheelbase models are pure Jaguar - only more so.

Classical craftsmanship.

STANDARD AND OPTIONAL EQUIPMENT*

MECHANICAL

	XJ6 3.2	XJ6 3.2 LWB	XJ6 4.0	XJ6 4.0 LWB	Sov 3.2	Sov 3.2 LWB	Sov 4.0	Sov 4.0 LWB	XJ12	XJ12 LWB
Airbags (Supplementary Restraint System) – driver and front passenger	■	■	■	■	■	■	■	■	■	■
Anti-lock braking system	■	■	■	■	■	■	■	■	■	■
Cruise control	○	○	○	○	■	■	■	■	■	■
Gearshift interlock (with automatic transmission)	■	■	■	■	■	■	■	■	■	■
Limited slip differential	○	○	○	○	○	○	○	○	□	□
Power assisted steering – speed sensitive	■	■	■	■	■	■	■	■	■	■
Power boost assisted 4-wheel disc brakes	■	■	■	■	■	■	■	■	■	■
Rear ride levelling	○	○	○	○	○	○	○	○	○	○
Spare wheel – space saver	■	■	■	■	■	■	■	■	■	■
– full size	○	○	○	○	○	○	○	○	○	○
Stainless steel catalyst exhaust system	■	■	■	■	■	■	■	■	■	■
Suspension – touring (with 7" x 16" wheels)	■	■	■	■	■	■	■	■	○	○
– sports (with 8" x 16" wheels)	○	○	○	○	○	○	○	○	■	■
Tool kit	○	○	○	○	■	■	■	■	■	■
Traction control (not available with 3.2 engine)	□	□	○	○	□	□	○	○	■	■
Transmission – 5 speed manual	■	■	■	■	Δ	Δ	Δ	Δ	□	□
– 4 speed auto (with 3.2 engine)	○	○	□	□	■	■	□	□	□	□
– 4 speed auto electronic (with 4.0/6.0 engines)	□	□	○	○	□	□	■	■	■	■
Warning triangle	○	○	○	○	■	■	■	■	■	■
Wheels – steel 7" x 16" plus full width trim with 225/60 ZR 16 tyres	■	■	■	■	□	□	□	□	□	□
– cast alloy 7" x 16" diamond turned with 225/60 ZR 16 tyres	○	○	○	○	■	■	■	■	□	□
– cast alloy 8" x 16" diamond turned with 225/55 ZR 16 tyres	□	□	□	□	□	□	□	□	■	■

EXTERIOR

Door mirrors – electrically adjustable and heated, manual fold back	■	■	■	■	■	■	■	■	■	■
– power fold back	○	○	○	○	○	○	○	○	○	○
Four circular halogen headlamps with levelling	■	■	■	■	■	■	■	■	■	■
Front fog lamps integrated into spoiler	■	■	■	■	■	■	■	■	■	■
Headlamp powerwash – heated	○	○	○	○	○	○	○	○	○	○
Heated front windscreen	○	○	○	○	○	○	○	○	○	○
Heated rear window with timer	■	■	■	■	■	■	■	■	■	■
Metallic/micatalytic paint	○	○	○	○	○	○	Δ	Δ	Δ	Δ
Radio frequency remote central locking and security system with ultrasonic intrusion sensing and engine immobiliser	■	■	■	■	■	■	■	■	■	■
Sunroof - electric tilt/slide	○	○	○	○	○	○	○	○	○	○
Two speed windscreen wiper with variable intermittent mode, programmed wash wipe and heated washer jets	■	■	■	■	■	■	■	■	■	■

INTERIOR

Air filtration	○	○	○	○	○	○	○	○	○	○
Audio equipment – custom designed audio system with AVC, RDS and 8 speakers	■	■	■	■	■	■	■	■	■	■
– compact disc autchanger (6 disc capacity)	○	○	○	○	○	○	○	○	○	○
– Harman Kardon premium system with 9 speakers and power amplifier	○	○	○	○	○	○	○	○	○	○
Automatic climate control	○	○	○	○	■	■	■	■	■	■
Cellular telephone harness	■	■	■	■	■	■	■	■	■	■
Coin holder	□	□	□	□	■	■	■	■	■	■
Contrast seat piping (with leather seat trim only)	○	○	○	○	○	○	○	○	○	○
Electric windows with driver's window "one touch open"	■	■	■	■	■	■	■	■	■	■
Electrochromic self dimming interior mirror	○	○	○	○	○	○	○	○	○	○
Footwell rugs – carpet mats	○	○	○	○	○	○	○	○	○	○
– lambswool	○	○	○	○	○	○	○	○	○	○
Rear cigar lighter	○	■	○	■	○	■	○	■	○	■
Front cupholder	○	○	○	○	○	○	○	○	○	○
Front seats – manual with electric driver height adjust, manual lumbar support and manual head restraint height/tilt	■	■	■	■	□	□	□	□	□	□
– front passenger seat electric height adjust	○	○	○	○	□	□	□	□	□	□
– ten way electrically adjustable seats with electrically adjustable head restraints and lumbar support	○	○	○	○	□	□	□	□	□	□
– ten way electrically adjustable seats with electrically adjustable head restraints and lumbar support with 3 position driver memory including exterior mirrors	○	○	○	○	■	■	■	■	■	■
– passenger seat adjust from rear (with ten way electrically adjustable front seats only)	○	■	○	■	○	■	○	■	○	■
– front passenger seat 3 position memory	□	□	□	□	○	○	○	○	○	○
– heated	○	○	○	○	○	○	○	○	○	○
Interior trim – sculptured fabric seat facings with matching leather borders	■	■	■	■	Δ	Δ	Δ	Δ	Δ	Δ
– leather seats and trim	○	○	○	○	■	■	■	■	■	■
Lockable passenger glove box	■	■	■	■	■	■	■	■	■	■
"Panic" switch for central locking/unlocking and window/sunroof close	■	■	■	■	■	■	■	■	■	■
Reading lamps in rear pillars	■	■	■	■	■	■	■	■	■	■
Rear seats – fixed contoured bench	■	■	■	■	■	■	■	■	■	■
– fixed, heated with console extension	○	○	○	○	○	○	○	○	○	○
– 2 individual, 4 way electrically adjustable heated seats with electric lumbar support, electrically adjustable comfort headrests and centre console with cupholders and stowage	□	○	□	○	□	○	□	○	□	○
Rear window sunblind (twin blinds with premium audio system)	○	○	○	○	○	○	○	○	○	○
Steering column – manually adjustable for tilt and rake	■	■	■	■	□	□	□	□	□	□
– electrically adjustable for tilt and rake with memory (with memory driver seat only)	○	○	○	○	■	■	■	■	■	■
Trip computer with cyclic display control on left hand column stalk	■	■	■	■	■	■	■	■	■	■
Veneer facia, console, door cappings, switch packs – figured walnut	■	■	■	■	□	□	□	□	□	□
– burr walnut	□	□	□	□	■	■	■	■	■	■
Wood/leather steering wheel	○	○	○	○	○	○	○	○	○	○

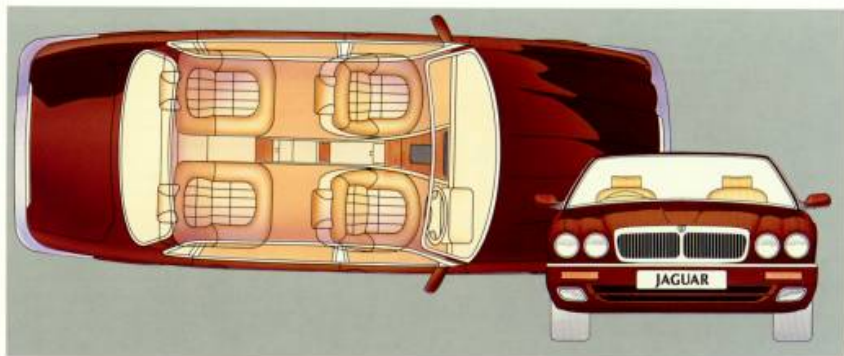
■ Standard ○ Optional at extra cost Δ Optional at no extra cost □ Not available * UK specification – consult your dealer for market variations.

	ENGINE							TRANSMISSION				PERFORMANCE
	TYPE	DISPLACEMENT (cm ³)	BORE x STROKE (mm)	COMPRESSION RATIO	MAXIMUM POWER DIN BHP (kW) @ rev/min	MAXIMUM TORQUE DIN lb.ft. (Nm) @ rev/min	FUEL GRADE	TYPE	TOP GEAR RATIO	FINAL DRIVE RATIO	MPH per 1000 rev/min in top gear (5th manual)	Acceleration 0-60 mph (0-100 km/h) (s)
XJ6 3.2 XJ6 3.2 LWB	AJ16 in line 6 cylinder Alloy head and block DOHC 4 valves per cylinder	3239	91 x 83	10:1	216 (161) @ 5100	232 (315) @ 4500	95 RON unleaded	5 speed manual or 4 speed automatic	0.76:1 0.73:1	3.77:1 4.09:1	26.9 25.6	7.9 [8.4] 8.9 [9.4]
XJ6 4.0 XJ6 4.0 LWB		3980	91 x 102	10:1	245 (183) @ 4800	289 (392) @ 4000	95 RON unleaded	5 speed manual or 4 speed electronic automatic	0.76:1 0.73:1	3.58:1 3.58:1	28.3 29.3	7.0 [7.4] 7.8 [8.2]
SOV 3.2 SOV 3.2 LWB	AJ16 in line 6 cylinder Alloy head and block DOHC 4 valves per cylinder	3239	91 x 83	10:1	216 (161) @ 5100	232 (315) @ 4500	95 RON unleaded	5 speed manual or 4 speed automatic	0.76:1 0.73:1	3.77:1 4.09:1	26.9 25.6	7.9 [8.4] 8.9 [9.4]
SOV 4.0 SOV 4.0 LWB		3980	91 x 102	10:1	245 (183) @ 4800	289 (392) @ 4000	95 RON unleaded	5 speed manual or 4 speed electronic automatic	0.76:1 0.73:1	3.58:1 3.58:1	28.3 29.3	7.0 [7.4] 7.8 [8.2]
XJ12 XJ12 LWB	60° Vee twelve Aluminium alloy cylinder head and block SOHC per bank 2 valves per cylinder	5993	90 x 78.5	11:1	313 (234) @ 5350	353 (478) @ 2850	95 RON unleaded	4 speed electronic automatic	0.75:1	3.58:1	28.8	6.8 [7.2]

The fuel economy figures were obtained from tests carried out in line with the Passenger Car Fuel Consumption Order 1983.

DIMENSIONS: STANDARD WHEELBASE MODELS

Overall length in. (mm)	197.8 (5024)	Maximum legroom – front driver in. (mm)	41.2 (1047)
Overall width including mirrors in. (mm)	81.7 (2074)	Minimum legroom – rear outboard in. (mm)	34.3 (871)
Overall width excluding mirrors in. (mm)	70.8 (1799)	Maximum front headroom in. (mm)	38.8 (985)
Overall height at GVW in. (mm)		Maximum rear headroom in (mm)	36.3 (923)
XJ6/SOV 51.7 (1314) XJ12 51.5 (1307)		Shoulder width – front in. (mm)	57.3 (1456)
Ground clearance – minimum at GVW in. (mm)	4.5 (115)	– rear in. (mm)	57.3 (1456)
Track width – front in. (mm)	59.1 (1500)	Usable boot volume VDA cu. ft. (m ³)	14.4 (0.41)
Track width – rear in. (mm)	59.0 (1498)	Fuel tank capacity Imp. gal. (litres)	17.8 (81)
Wheelbase in. (mm)	113.0 (2870)		





The Classic range is the mould-breaking product of intensive research and modern technology. In-depth customer consultation carried out by Jaguar was backed by worldwide market research. Armed with clearly identified priorities, the XJ Series engineers committed themselves to the creation of a range of vehicles that retained all the distinctive qualities of Jaguar while providing a comprehensive response to luxury car owners worldwide.

From the earliest design stage, the Classic range drew from the best in advanced automotive technology. A worldwide search identified the best component manufacturers at work today. Their highly specialised technology was harnessed to Jaguar's innovative engineering flair and traditional values to create an engineering force of enormous strength.



manufacturer's estimates)		ECONOMY			WHEELS/TYRES		WEIGHT		BRAKING SYSTEM	
Top speed mph (km/h)		Urban cycle – mpg (litres/100km)	56 mph – mpg (litres/100km)	75 mph – mpg (litres/100km)	WHEEL TYPE	TYRE SIZE	Maximum kerb weight – lb (kg) with options	Gross weight – lb (kg) maximum permissible	Vacuum assisted 4 wheel disc brakes ventilated at front and rear. 4 wheel sensing anti-lock braking system with yaw control. Safety split front and rear circuits with fluid level and anti-lock failure warning. Hand operated mechanical parking brake on rear wheels.	
138 (222)		19.3 (14.6)	35.3 (8.0)	29.7 (9.5)	Steel 7" x 16"	225/60 ZR16	3968 (1800)	4894 (2220)	STEERING	
139 (223)		19.8 (14.3)	37.7 (7.5)	31.0 (9.1)					Rock and pinion speed related power assisted steering with 2.8 turns lock to lock. Energy absorbing steering column with tilt and axial adjustment and airbag steering wheel. Turning circle between kerbs: SWB model 39 ft 7 in (12.1 m) LWB model: 40 ft 8 in (12.4m).	
143 (230)		17.4 (16.2)	34.0 (8.3)	27.2 (10.4)	Steel 7" x 16"	225/60 ZR16	3968 (1800)	4894 (2220)	FRONT SUSPENSION	
144 (232)		19.8 (14.3)	36.7 (7.7)	29.1 (9.7)					Fully independent with unequal length upper and lower wishbones mounted to fully isolated front crossbeam. Arranged to provide anti-dive effect under braking. Steel coil springs, gas filled mono-tube dampers and anti-roll bar.	
138 (222)		19.3 (14.6)	35.3 (8.0)	29.7 (9.5)	Alloy 7" x 16"	225/60 ZR16	3968 (1800)	4894 (2220)	REAR SUSPENSION	
139 (223)		19.8 (14.3)	37.7 (7.5)	31.0 (9.1)					Fully independent double wishbone type system incorporating driveshafts acting as upper links. Wishbones designed for anti-squat and anti-lift under acceleration and braking. Concentric steel coil springs and dampers. Anti-roll bar on XJ12.	
143 (230)		17.4 (16.2)	34.0 (8.3)	27.2 (10.4)	Alloy 7" x 16"	225/60 ZR16	3968 (1800)	4894 (2220)	BODY CONSTRUCTION	
144 (232)		19.8 (14.3)	36.7 (7.7)	29.1 (9.7)					4 door saloon. All steel monocoque construction with front and rear crumple zones including front crush tubes. Wrap around protective bumpers. Drag co-efficient 0.37	
155 (250)		13.5 (20.9)	26.2 (10.8)	21.2 (13.3)	Alloy 8" x 16"	225/55 ZR16	4354 (1975)	5280 (2395)	PAINT AND PROTECTION	
									Box sections and closed members hot wax injected. Cathodic electro-coat. Clear over base paint process with automated electrostatic application of primer/sealer and clear coats. Colour matched primer coat. Twin colour coats. PVC underseal. 65% zinc coated body panels by mass.	

DIMENSIONS: LONG WHEELBASE MODELS

Overall length in. (mm)	202.7 (5149)	Maximum legroom – front driver in. (mm)	41.2 (1047)
Overall width including mirrors in. (mm)	81.7 (2074)	Minimum legroom – rear outboard in. (mm)	38.8 (986)
Overall width excluding mirrors in. (mm)	70.8 (1799)	Maximum front headroom in. (mm)	39.2 (995)
Overall height at GVW in. (mm)		Maximum rear headroom in. (mm)	
X06 /SOV 52.5 (1333) X112 52.2 (1326)		– fixed rear seat in (mm)	36.8 (936)
		– electric rear seat in (mm)	36.3 (923)
Ground clearance – minimum at GVW in. (mm)	4.5 (115)	Shoulder width – front in. (mm)	57.3 (1456)
Track width – front in. (mm)	59.1 (1500)	– rear in. (mm)	57.3 (1456)
Track width – rear in. (mm)	59.0 (1498)	Usable boot volume VDA cu. ft. (m³)	14.4 (0.41)
Wheelbase in. (mm)	117.9 (2995)	Fuel tank capacity imp. gal. (litres)	17.8 (81)

Note: The dimension details refer to a normal car but may vary marginally from car to car due to design and production tolerances. The nominal condition has been used wherever possible. Please consult your dealer for details of changes associated with option fitment.

This brochure describes the general features of the Classic Saloon range. However, specifications and availability do vary from country to country and it is therefore essential to refer to your dealer for specific details of the cars available in any particular country.

EXTERIOR PAINT FINISH

The colours are intended to serve primarily as a guide and while they approximate to the actual shades they should not be utilised for paint matching or for any other purpose where complete accuracy is essential.

SOLID COLOURS		<i>Jaguar Cars Ltd., reserve the right to alter or withdraw any colour finish or trim without notice.</i>	
SPINDRIFT			
SIGNAL RED		WESTMINSTER BLUE	
BLACK		BRITISH RACING GREEN	
METALLIC/MICATALLIC			
SAPPHIRE		TOPAZ	
SPRUCE		CARNIVAL	
KINGFISHER		MOROCCO RED	
TITANIUM		JADE GREEN	
ICE BLUE		STEEL	
		NAUTILUS	

INTERIOR TRIM

All models are fitted as standard with a colour keyed fascia. A Warm Charcoal fascia package may be specified at the time of ordering at extra cost. To examine the actual quality of Jaguar upholstery materials please consult your Jaguar dealer's colour and upholstery book.

For details of available colour/trim combinations and extra costs for upholstery materials (where applicable), please consult your dealer and the current Jaguar Price List.

OATMEAL FABRIC	COFFEE FABRIC
	
ANTELOPE FACIA	COFFEE FACIA
NIMBUS GREY FABRIC	REGATTA BLUE FABRIC
	
SLATE FACIA	WARM CHARCOAL FACIA
PARCHMENT LEATHER	OATMEAL LEATHER
	
SAGE GREEN FACIA	ANTELOPE FACIA
CREAM LEATHER	REGATTA BLUE LEATHER
	
COFFEE FACIA	WARM CHARCOAL FACIA
NIMBUS GREY LEATHER	WARM CHARCOAL LEATHER
	
SLATE FACIA	WARM CHARCOAL FACIA
COFFEE LEATHER	
	
COFFEE FACIA	
	

CONTRAST PIPING

The following contrast seat piping combinations are available as an extra cost option on all models.



CREAM/COFFEE

	
OATMEAL/ANTELOPE	PARCHMENT/SAGE GREEN
	
NIMBUS GREY/SLATE	COFFEE/CREAM
	
REGATTA BLUE/WARM CHARCOAL	WARM CHARCOAL/NIMBUS GREY

Scanning colour reproduction may not be accurate!



Jaguar Cars Limited Browns Lane Allesley Coventry CV5 9DR England



BY APPOINTMENT TO
HER MAJESTY QUEEN ELIZABETH II
MANUFACTURERS OF CARS AND JAGUAR CARS
JAGUAR CARS LIMITED COVENTRY



BY APPOINTMENT TO
HER MAJESTY QUEEN ELIZABETH II
THE QUEEN'S VEICHS
MANUFACTURERS OF CARS AND JAGUAR CARS
JAGUAR CARS LIMITED COVENTRY



BY APPOINTMENT TO
HIS ROYAL HIGHNESS THE PRINCE OF WALES
MANUFACTURERS OF CARS AND JAGUAR CARS
JAGUAR CARS LIMITED COVENTRY

Important Notice

Jaguar Cars Limited is constantly seeking ways to improve the specification, design and production of its vehicles and alterations take place continually. Whilst every effort is made to produce up to date literature, this brochure should not be regarded as an infallible guide to current specifications, nor does it constitute an offer for the sale of any particular vehicle.

Distributors and dealers are not agents of Jaguar Cars Limited and have absolutely no authority to bind Jaguar Cars Limited by any express or implied undertaking or representation.

JLD/10/01/01/96

Designed & Produced by Warwicks, Coventry, England. Reproduction by Qualitech Photo Litho, Stockport, Cheshire, England. Printed by Royle Print Limited, London, England



Over one hundred prototypes were built. The first were sculpted in clay for freedom of expression then exhaustively refined and tested through computer simulation. Controlled crash-tests and months of vibration testing on mechanical rigs - combined with an enormous range of simulated reality tests - enabled engineers to expose and eliminate even the most elusive flaws in structural integrity. The final confirmation of the Classic range's outstanding qualities was over 1,000,000 test miles driven in a range of climatic and road surface extremes - from purpose-built tracks in Britain to the arctic wastes of northern Sweden and the deserts of Arizona.

Wherever an XJ6, Sovereign or XJ12 is driven it will perform with distinction.



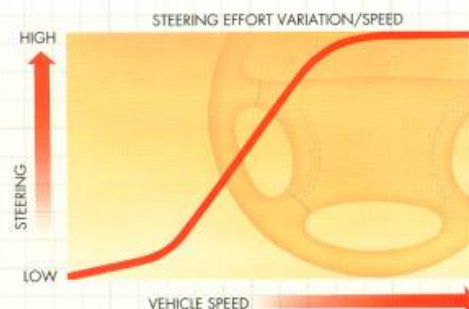
Researched, designed and tested to take on the world.



The XJ Series has increased Jaguar's reputation for building luxury saloons whose refinement can meet the challenge of extremes. An exceptionally low centre of gravity, a rear-wheel drive power-train allowing almost perfect weight distribution, a double wishbone suspension system, speed-related power assisted rack-and pinion steering - these form the basis of Jaguar's inherent poise.

Crucial to the XJ Series' smoothness and control is its body strength and build-quality. Body-panels have been integrated and formidable reinforcements added while modern assembly methods allow greater precision and finer tolerances. This creates the rigidity necessary for positive handling even under pressure. No other car handles power like a Jaguar.

The power of the Classic range is provided either by the 6.0 litre V12 flagship - upgraded to retain its place as one of the world's most effortless and responsive power units - or by the 3.2 and 4.0 litre six-cylinder AJ16 engines. These comprehensive redevelopments of the highly successful AJ6 provide





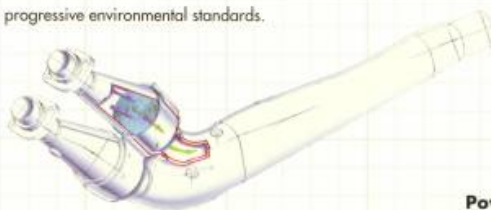
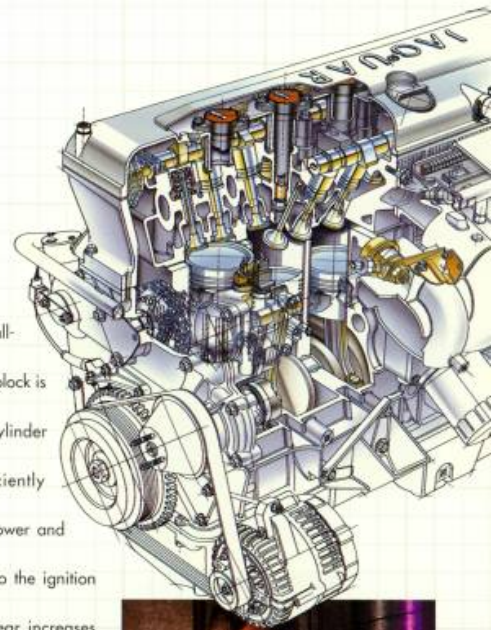
an exceptionally balanced combination of power, torque, smoothness and economy.

The 3.2 and 4.0 litre AJ16 units are of all-alloy construction and 24-valve design. The cylinder block is highly resistant to movement and vibration. The cylinder head is tightly sealed, well lubricated and efficiently drained. Cams have high-lift profiles to enhance power and torque. On-plug coils give new levels of accuracy to the ignition

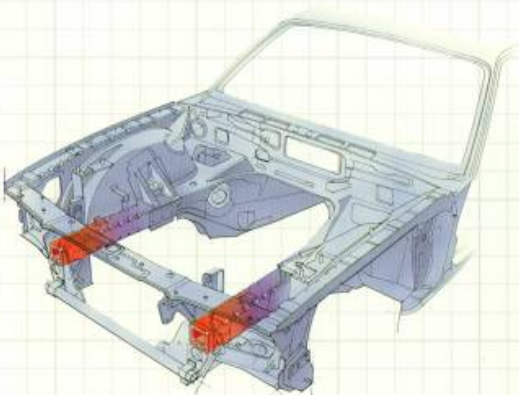
system. Low-weight valve gear increases mechanical efficiency and improves refinement.



A sophisticated electronic engine management system provides integrated central control of the engine's main functions. It maintains harmony amidst complexity to achieve optimum power and efficiency. Importantly, the engine management system ensures a level of emission quality which enables all Jaguars to meet the world's most progressive environmental standards.



Powered to new levels of performance.



'Buying A Car? Choose Safety' - the comprehensive 1994

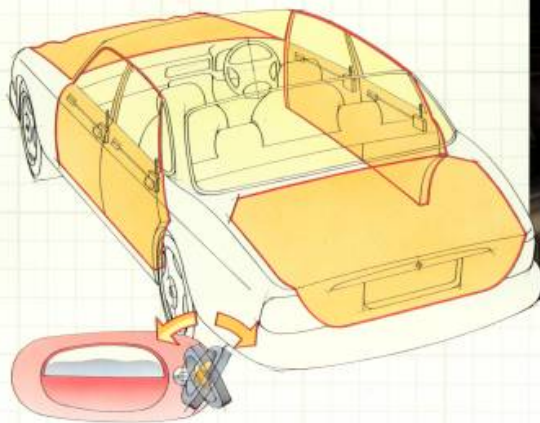
Car Safety Study carried out by Britain's Department of Transport - found for the second year running that the Jaguar XJ6 protected its occupants better than any other car in the survey. The XJ Classic range builds on the safety achievements of its predecessor.

The vehicle is as well-defended as its occupants. A factory-fitted, independently-powered Jaguar alarm offers three levels of interference sensing, including the availability of a tilt sensor to detect any unauthorised attempt to remove the wheels or tow away the car.





A formidable range of theft deterrents includes visible VIN (vehicle identification number), engine immobiliser, deadlocking, flush interior door locks, locking wheel nuts and accessory features such as glass etching and a tracker system. As an added deterrent Alpha Dots are also fitted as standard. These microscopic particles, bearing the VIN and concealed in large numbers throughout the car, are virtually impossible to locate and remove.



Each car has a unique, electronically tagged ignition key which is virtually impossible to copy. The key automatically arms the engine immobiliser on withdrawal from the ignition. It can then be used to lock, deadlock, set the alarm and close the windows and sunroof.



Safe and secure - but responsive to the right touch.